








Highcon EUCLID III

Application versatility made possible by digital cutting and creasing

The Highcon® Euclid III replaces a complex, expensive and slow die-making and setup process, with an in-house controlled digital system, delivering improved responsiveness, design flexibility and enhanced efficiency. The Highcon Euclid III addresses today's operational challenges and answers tomorrow's growth needs by opening the door to countless new opportunities in high value applications and markets; from packaging and commercial print applications to Web-to-Pack and even 3D modeling.

Benefits

-  On-demand digital production eliminating tooling and streamlining setup
-  Improved supply chain responsiveness, short turnaround time and last minute corrections
-  A wide range of new, high value applications offering differentiation and competitive edge
-  Design creativity unleashed by removing the limitations of conventional die-cutting formes and stripping
-  Profitable solution for short runs at affordable price. Savings of tons of dies per year & expensive warehousing

Features

- Up to 1,500 sheets/hour
- Wide substrate range: label stock, cartonboard and microflute
- Compatible with existing workflows
- Variable Data Cutting (*optional*)
- Highcon Axis Web-to-Pack Package (*optional*)
- 3D Modeling Package (*optional*)
- Highcon Integrated Digital Stripping (*optional*)


Highcon Euclid series

Launched for the first time at drupa 2012, the Highcon Euclid was the world's first digital cutting and creasing solution for the packaging market. Since then, Highcon customers all over the world have been supplying the constantly growing requirements of hundreds of brands by leveraging its capabilities. This third generation machine integrates all the valuable lessons learned, and with business growth in mind, its key focus is on enabling even more value-add applications.

The versatility of the Highcon Euclid III will enable converters, printers, trade finishers or even 3D service bureaus to keep up with the innovation and differentiation their clients are seeking.


How does it work?

The processes of cutting and creasing are separated into two stages.



Stage 1: Crease

First, creasing is based on Highcon's patented DART (Digital Adhesive Rule Technology) replacing the traditional rules and channels. In the Highcon DART process digital rules are written onto a DART Foil on the machine. Setup for the DART is a mere 15 minutes. Once the DART has been written, production can start with the press of a button and sheets pass between the DART foil and an advanced DART Counter. The combination of digital rules written to match the specific job and substrate, the DART counter's physical characteristics and computer driven process results in crease lines with the same physical attributes as traditional ones.



Stage 2: Cut

The creased sheets then move in one pass to be cut, perforated or etched with precision CO2 lasers and innovative optics. Intricate cutouts and decorative cuts are simple and fast. Being a digital process, last-minute changes or edits are simple and can be done on the machine in seconds.

Job data for repeat orders are simply stored as files, eliminating the need to physically warehouse die-cut tools.

Premium applications

Variable Data Cutting


(optional module)



The Euclid III comes with built-in, easy to use, variable data cutting and etching software. By bringing the benefits of variable data to finishing, the Highcon Euclid III turns a technical process into an opportunity for differentiation. Variable data cutting can transform simple products into premium ones by adding customization, personalization and security applications.

Highcon Integrated Digital Stripping

(optional module)



This waste stripping mechanism is a built-in unit inside the Highcon Euclid III that automatically removes the waste from the smallest internal cutouts produced on the sheets by the lasers. The optimized cutting algorithms, together with a new substrate handling system ensure completely clean cuts that are essential for intricate cutouts. All the small particles drop into an easily removable chamber. This module removes the need to buy, setup or store a separate stripping tool and further advances the productivity of the machine.

Highcon Axis

(optional module)



The Highcon Axis 2D to 3D platform is a software solution that brings the benefits of a web-to-print system to all the players in the complex paper or cartonboard production supply chain. While web-to-print solutions handle only straightforward 2D products, like brochures or business cards, the Highcon Axis handles all the intricacies of 3-dimensional folding applications.

This solution, developed in collaboration with XMPie and Esko specifically for packaging and other complex applications, can streamline ordering from your existing customers, as well as providing an online storefront for your business.

3D Modeling Package

(optional module)



The limitless design possibilities empowered by the Highcon Euclid machines have driven a move into new, even more exciting applications. By digitally cutting numerous layers of substrate with subtle changes in the design, the world of 3D modeling with paper becomes easily accessible.


The Highcon Euclid III 3D Modeling Package offers customers 3D modeling capabilities at speed, size and cost that have never been available, unleashing the power of paper. Extend your services and offering into new markets and capabilities based on your current expertise in paper, utilizing a wide range of substrates for 3D modeling, including press make-ready sheets.

Highcon Euclid III Specification

	parameter	metric	in
Substrate & performance	Max format	760 X 1060 mm. portrait	30 X 42
	Min format	320 X 457 mm. portrait	12.5 X 18
	Cartonboard & labels	200-600 μ	8-24 pt.
	Microflute N+F+G	up to 1.2 mm.	47 pt.
	Maximum throughput (s/h)*	1500	
Pile data	Height of feeder pile, inc. pallet	1.1 m	3.6 ft.
	Height of delivery pile, inc. pallet	1 m	3.3 ft.
Technical data	Net cutting area	740 X 1050 mm.	29 X 41
	Gripper margin	15 mm.	0.59
Machine dimensions & weight	L x W x H	8,6 x 2,1 x 2,3 m	28 x 7 x 7.5 ft.
	Net weight (tons)	~5	~5

*Depends on layout imposition and substrate

Highcon Product Portfolio Comparison*



Highcon Beam

Digital cutting and creasing for mainstream production

Highcon Euclid III

Application versatility made possible by digital cutting and creasing

Highcon Pulse

Digital cutting and creasing in a B2/29 in. format

Format	760 X 1060 mm. portrait / 30X42 in	760 X 1060 mm. portrait / 30X42 in	530 x 750 mm. portrait / 21x30 in
Maximum throughput*	5,000 s/h	1,500 s/h	2,000 s/h
Substrate	Cartonboard and labels 200-600 U (8-24 pt.) Microflute N + F + G up to 1.2 mm (47 pt.) Corrugated up to E flute 2 mm (78 pt.)**	Cartonboard and labels 200-600 μ (8-24 pt.) Microflute N + F + G up to 1.2mm (47 pt.)	Cartonboard and labels 120-600 μ (5-24pt.)
Machine length	8.8 m / 28 ft.	8.6 m / 28 ft.	6.4 m / 21 ft.
Variable Data Cutting	Optional add-on	Optional add-on	Optional add-on
Advanced Registration	Optional add-on	Optional add-on	Optional add-on
CAD Light Editor	Included	Included	Optional add-on
Highcon Axis (basic pack)	Optional add-on	Optional add-on	Optional add-on
Highcon Integrated Digital Stripping	Optional add-on	Optional add-on	Optional add-on
3D Modeling Package	Optional add-on	Optional add-on	N/A

* See product brochure for full specification

** Optional



Highcon

www.highcon.net

Headquarters: ✉ info@highcon.net | 📞 +972-8-9101705 | 📠 +972-8-9101706

Highcon North America: 📞 +1 844-442-6670